



ENTRY GUIDE

2025



SIT
FURNITURE
DESIGN AWARD

SIT Furniture Design Award™ was created as a way to celebrate and share the remarkable work of furniture designers and those who use furniture in their projects. Creativity, innovative vision, and accessibility in the furniture design community deserve to be applauded and shared widely, across the world.

We carefully select our jury from industry professionals who are all leaders in their field. Each talented member of our jury is a leader in their organization and field, continuing to provide aspirational contributions to the industrial design community — and each wants to give something back, to help find today's very best visionary designs and designers.



Why you should submit?

1

Brand differentiation

Becoming a SIT Furniture Design Award winner will set you apart from the competition.

2

International Exposure

Benefit from extensive marketing campaigns, press releases, newsletters, interviews, and promotions.

3

Customer Growth

Generate exposure to an expanded architect and interior designer market, targeting developers and investors.

4

Innovation

The SIT Award is looking at innovative and sustainable projects, winning is proof of your visionary mindset.

5

Team Recognition

Productivity, motivation, job satisfaction and morale are all boosted by the well-deserved recognition of winning an award.

6

Increase credibility

Our winning badge is a sign of quality for potential customers and can be a part of your sales strategy.

GETTING STARTED

Register and complete your profile information.

Pick your experience level, add your company or school details and create a password.

Validate.

Once you have registered; you can run through the steps, save your progress then come back to complete your profile if needed.

Registration

If you have an account please log in [here](#)

First Name / Given Name *

Last Name / Family Name / Surname *

Email Address *

This field is required.

Experience Level *

Professional	Student	Agent
--------------	---------	-------

Address

Street Address

City

Postal code


Zip/Postal Code

Country *

Select or type name

Password *

Confirm Password *



Type the code *

By clicking, you agree to the [Terms \(Updated\)](#) and [Privacy Policy](#)

CREATE AN ENTRY

Submit your work - access your dashboard.

Click on "Submit" to the design section related to your project:

- Interior Design
- Furniture Design / Product Design
- Innovation Center



[Home](#) [Profile](#) [History](#) [Create New Entry](#) [Help](#) [Logout](#)

SIT – FURNITURE DESIGN AWARD

[Please take a moment to update your Profile](#)

SIT Furniture Design Award shares your innovative and ground-breaking Furniture designs with the world. Submit your best designs today.

[Submit to SIT Design Award 2025 / Interior Design](#)

Submit your work in the Interior Design category... from Residential Design, Mixed-Use Building, Exhibition Space Design and Conceptual Designs.

[Submit to SIT Design Award 2025 / Furniture Design](#)

Submit your work in the Furniture Design category... from Armchair,, Designer & Custom Lighting, Office table to Outdoor Sofa & Bench.

IMPORTANT:

- We recommend uploading a minimum of 6 pictures to a maximum of 10 images. Professional pictures are highly preferred.
- The "first Image" will be used as your entry profile picture to showcase and identify your entry, do not frame and watermark your photos.
- Do not include your/your company name in the "Entry Name" and in the description.
- Please complete your submission in English - no special characters.

ENTRY FORM

Step 1/ Complete the entry form.

The online entry form is split into four steps: Entry Details / Entry Upload / Preview Entry / Payment

The screenshot shows the 'Step 1: Entry Details' section of the SIT Design Award 2025 online entry form. At the top, a progress bar indicates four steps: Step 1 (Entry Details), Step 2 (Upload Images), Step 3 (Preview Entry), and Step 4 (Payment). The current step is Step 1, which is highlighted with a red circle and a pencil icon. Below the progress bar, the text 'SIT Design Award 2025' is displayed. The main heading is 'Professional Entry'. There are three input fields: 'Entry Title - The entry title should not include your name/ company name. *', 'Design Company', and 'Lead Designer Names *'. A green button labeled '→ Save & Next to Upload Images' is visible on the right side of the form. A white box on the right displays 'Total Entry Fee: CHF 0'.

ENTRY DETAILS /

For professional submissions you need to provide the following information:

- Lead Designer (required)
- List of Team Members (optional)
- Design/Product Name (required)
- Client (optional)
- Category(ies) (required)
- Brief description of design/product (required)
- Upload images and/or PDF description of the design
- Add links to design/product (videos, online materials, website, etc) (optional)

For student submissions you need to provide the following information:

- Name of your University
- Design/Product Name (required)
- Category(ies) (required)
- Brief Description of your Design/Product (required)
- Upload images and/or PDF description of the product (required)
- Add links to the Design /product (videos, online materials, website, etc) (optional)

ENTRY FORM

Select which categories you wish to enter, you may enter the same design into as many categories as you see fit. In fact, doing so may increase your chances of winning.

IMPORTANT/

- There is a 50% discount for the additional category picked.
- There is no limitation to the number of categories.
- We accept completed, in-progress, and conceptual projects.

Entry Categories INTERIOR DESIGN <input type="checkbox"/> Apartment Interior Design <input type="checkbox"/> Conceptual Designs <input type="checkbox"/> Hotel Design <input type="checkbox"/> Institutional Design <input type="checkbox"/> Office Design <input type="checkbox"/> Public Space Design <input type="checkbox"/> Restaurant & Bar Design <input type="checkbox"/> Sales Office Design <input type="checkbox"/> Zones and Rooms Design <input type="checkbox"/> Commercial Design <input type="checkbox"/> Exhibition Space Design <input type="checkbox"/> House Interior Design <input type="checkbox"/> Mix Use Building: Residential and Commercial <input type="checkbox"/> Others Interior Design <input type="checkbox"/> Residential Design <input type="checkbox"/> Retail Design <input type="checkbox"/> Sport and Entertainment Spaces Design	Entry Categories BABY AND CHILDREN FURNITURE <input type="checkbox"/> Baby & Children bed <input type="checkbox"/> Baby and Children Table <input type="checkbox"/> Baby play mat <input type="checkbox"/> Baby & Children chair <input type="checkbox"/> Baby Crib & Bassinet <input type="checkbox"/> Other Children Furniture FURNITURE - BEDDING <input type="checkbox"/> Bed <input type="checkbox"/> Convertible Bed <input type="checkbox"/> Futon <input type="checkbox"/> Other Beds <input type="checkbox"/> Bunk beds <input type="checkbox"/> Daybed <input type="checkbox"/> Hammock FURNITURE - LIGHTING <input type="checkbox"/> Ambient Lighting <input type="checkbox"/> Decorative Accent Lamp <input type="checkbox"/> Desk lamp <input type="checkbox"/> Lamp <input type="checkbox"/> Other Lights <input type="checkbox"/> Ceiling Lights <input type="checkbox"/> Designer & Custom Lighting <input type="checkbox"/> Energy Saving Lighting <input type="checkbox"/> LED Lighting Products & Fixtures <input type="checkbox"/> Pendant Lighting FURNITURE - SEATING <input type="checkbox"/> Armchair <input type="checkbox"/> Bean Bag <input type="checkbox"/> Chair <input type="checkbox"/> couch & sofa <input type="checkbox"/> Dining chair <input type="checkbox"/> Lounge chair <input type="checkbox"/> Recliner <input type="checkbox"/> Stacking Chair <input type="checkbox"/> Working chair <input type="checkbox"/> Bar stool <input type="checkbox"/> Bench <input type="checkbox"/> Chaise Longue <input type="checkbox"/> Cushion <input type="checkbox"/> Executive chair <input type="checkbox"/> Other Chairs <input type="checkbox"/> Rocking chair <input type="checkbox"/> Stool FURNITURE - TABLES AND DESKS <input type="checkbox"/> Bar Table <input type="checkbox"/> Bedside table <input type="checkbox"/> Computer desk <input type="checkbox"/> Console Table <input type="checkbox"/> Dining Table <input type="checkbox"/> Kitchen table <input type="checkbox"/> Office table <input type="checkbox"/> Reception table <input type="checkbox"/> Bathroom Vanity <input type="checkbox"/> Coffee Table <input type="checkbox"/> Conference table <input type="checkbox"/> Desk <input type="checkbox"/> Folding table <input type="checkbox"/> Low table <input type="checkbox"/> Other Tables <input type="checkbox"/> Table FURNITURE BY ROOM <input type="checkbox"/> Bathroom furniture <input type="checkbox"/> Commercial furniture <input type="checkbox"/> Kids furniture <input type="checkbox"/> Living room furniture <input type="checkbox"/> Office furniture <input type="checkbox"/> Retail furniture <input type="checkbox"/> Bedroom furniture <input type="checkbox"/> Home office furniture <input type="checkbox"/> Kitchen furniture <input type="checkbox"/> Nursery furniture <input type="checkbox"/> Others furniture HOMEWARE AND DECORATION <input type="checkbox"/> Accessories <input type="checkbox"/> Bookcase <input type="checkbox"/> Carpet <input type="checkbox"/> Cushion <input type="checkbox"/> Mirror <input type="checkbox"/> Rug & Runner <input type="checkbox"/> Wardrobe <input type="checkbox"/> Armoire & Closet <input type="checkbox"/> Cabinet <input type="checkbox"/> Curtains & Fabric <input type="checkbox"/> Frame <input type="checkbox"/> Other Homeware <input type="checkbox"/> Vase OUTDOOR FURNITURE <input type="checkbox"/> Garden furniture <input type="checkbox"/> Outdoor chair <input type="checkbox"/> Outdoor Table <input type="checkbox"/> Swimming Pool furniture <input type="checkbox"/> Other outdoor Furniture <input type="checkbox"/> Outdoor Sofa <input type="checkbox"/> Public park & Public area furniture
--	--

ENTRY UPLOAD

Step 2/ Upload your images, company/university logo and a PDF document.

You can upload up to 10 images, the logo of your company or university and one PDF document; use it as a specification sheet to provide more insight on your project.

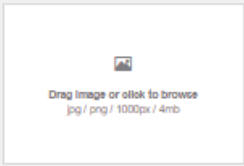
IMPORTANT/

- We recommend uploading a minimum of 6, a maximum of 10 images relating to your project.
- The "first Image" will be used as your entry profile picture to showcase and identify your entry.
- Professional pictures are highly recommended, all images must be in.jpg/png format, under 4 MB each, and at least 1000px wide on the longest side. If the sizes of your pictures are larger, please resize them before uploading them to the system.
- Do not watermark your photos.
- Please ensure that you have the appropriate copyright clearances for all photography submitted. All entrants understand that any image submitted to the competition may be used by the SIT Awards for marketing and promotional purposes.
- The PDF document is only used by the Jury members when voting, the document will not be published.

Entry Uploads

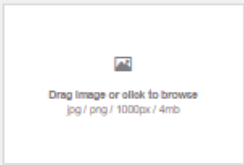
Professional pictures are highly recommended, all images must be in.jpg/png format, under 4 MB each, and at least 1000px wide on the longest side. If the sizes of your pictures are larger, please resize them before uploading them to the system. Please do not watermark your photos, you may upload up to ten images, a minimum of six images is highly recommended.

Logo (Required)
Upload your Company logo or University/School logo



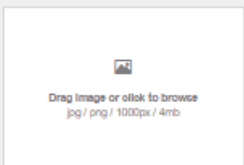
Drag image or click to browse
jpg / png / 1000px / 4mb

First Image (Required)
This image will be used as your entry profile picture to showcase and identify your entry. If you are entering a series of photographs this should be the best image to represent the entry.



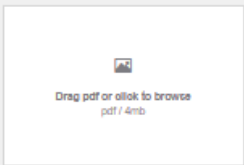
Drag image or click to browse
jpg / png / 1000px / 4mb

Project Images (Maximum 10)
Supporting images for your entry.



Drag image or click to browse
jpg / png / 1000px / 4mb

Project PDF (Optional)
If your entry has a product specification, please upload it here. You can upload a multipage PDF saved as small file for viewing only (max 4mb).



Drag pdf or click to browse
pdf / 4mb

ENTRY REVIEW

Step 3/ Review your application:

- Once you have uploaded all the required material for your submission, please review your submission carefully, checking for any errors or missing information, before finalizing the payment.

PAYMENT

Step 4/ Pay and receive your invoice:

- Submission fees are the last step in processing your application.
- Multiple entry payments are possible, just click and select those you would like to proceed with.
- Payment must be made via credit a card or Paypal.
- The cost summary is including the early submissions discount, when applicable.
- The company is based in Switzerland therefore the program currency is CHF - Swiss Franc, however, you can pay in all currencies accepted by stripe & Paypal.
- Please make sure your company details have been fully completed under "profile" as the invoice will be under this company name and address.
- Once you have entered your payment information, you will receive a confirmation email with a link to download the invoice; you can also find the invoice under "History" - "Completed Entries."

If you have any questions, please check our [Frequently Asked Questions](#) on the SIT Furniture Design Award website.

Thank you for submitting your projects and sharing your design with us!

Contact/

Please feel free to contact us at any time:

customer service: support@sitaward.com

www.sitaward.com

JUDGING CRITERIA

The evaluation process for entries to the SIT Furniture Design Award is based on various judging criteria that are constantly adapted to new technical, social, economic, space atmosphere, and ecological requirements. These criteria are not comprehensive and not all criteria are applicable to each product & design. They simply provide an orientation framework and basis for judging, which is complemented by each individual juror's expertise and socio-cultural background.

- Innovation — does the product provide something new to the market or supplement/improve an existing product?
- Aesthetics — form, shape, color, texture, finishing, the material used, etc.
- Functionality — ease of use, safety, maintenance, etc.
- Ergonomics — the product's interaction with the user
- Durability — the quality and longevity of the design
- Impact — the benefit delivered to the user and/or society by the product
- Utility — does the product meet the intended purpose and needs of the user?
- Ecological compatibility — potential environmental and/or ecological impact
- The reality of production — how realistic is it, technically and economically, to develop and market this product large scale?
- Emotional quotient — in addition to fulfilling its practical purpose, does the product create a sense of enjoyment, and satisfaction?

ENTRY FEES

Professional CHF 200 incl. VAT
(approx: US\$220)

Same Product in additional
categories at a 50% discount

Student CHF 100 incl. VAT
(approx: US\$110)

Same Product in additional
categories at a 50% discount

DEADLINES

- 10% Early Bird discount until September 8th, 2024
- 5% Extended Early Bird discount until October 31st, 2024
- Regular Deadline: January 12th, 2025
- Final Deadline: March 3rd (10% late fee applies) till April 20th, 2025
- The program will close on the 20th of April, 2025